



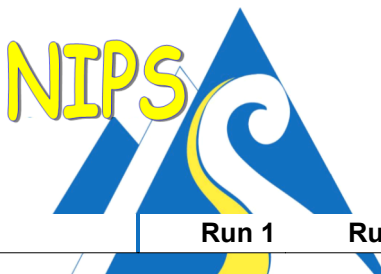
NIPS Ski Year 7 & 8 2017

Mens

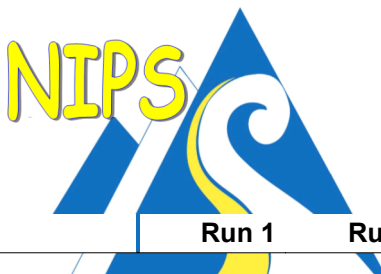
Giant Slalom

Official ranking

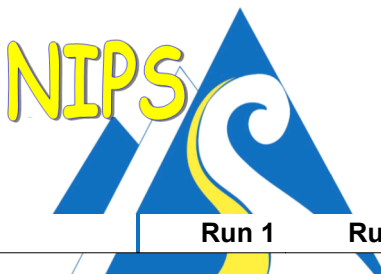
Rank	Bib.	Name	Run 1	Run 2	Time	Gap
1	11	Mitchell Jack	30.48	32.92	30.48	
2	44	Wilkins Aidan	31.08	33.56	31.08	0.60
3	58	Harman Jack	31.30	32.64	31.30	0.82
4	23	Barclay Matt	31.80	33.12	31.80	1.32
5	20	Simpson Anton	32.50	33.98	32.50	2.02
6	47	Stock James	33.52		33.52	3.04
7	168	McLean Ethan	33.61	34.23	33.61	3.13
8	8	Box Xavier	33.88	34.43	33.88	3.40
9	61	Cotter William	34.12		34.12	3.64
10	18	Parr Alexander	34.44	35.20	34.44	3.96
11	3	McElwee Johnny	34.78	35.57	34.78	4.30
12	45	Holbrook Finn	34.98	35.14	34.98	4.50
13	93	Armstrong Max	35.01		35.01	4.53
14	165	Heyward Hugo	35.60	35.31	35.31	4.83
15	159	Crawford Henry	35.34	37.06	35.34	4.86
16	143	Coates Herbie	35.79	38.74	35.79	5.31
17	124	Francis Will		35.81	35.81	5.33
18	67	Pilkington George	35.86	37.79	35.86	5.38
19	55	Ryan Tomas		35.87	35.87	5.39
20	37	Tasker Toby	35.95	37.68	35.95	5.47
21	14	England Andre		36.05	36.05	5.57
22	42	Gower Angus	36.21	39.51	36.21	5.73
23	140	Lund Enzo	36.42	37.30	36.42	5.94
24	59	Forsythe Freddie	36.44	37.65	36.44	5.96
25	100	Wallace George	36.51	38.10	36.51	6.03
26	65	Brown Rupert	36.54	37.05	36.54	6.06
27	17	Ladbrook Sam	36.79	38.99	36.79	6.31
28	106	Wallace Marcus	36.83	38.66	36.83	6.35
29	112	Sidoruk Louie	36.99	37.17	36.99	6.51
30	113	Matla Lachlan	37.52	37.77	37.52	7.04
31	12	Kidd Alex	37.58		37.58	7.10
32	72	Bonnici Zac		37.76	37.76	7.28
33	22	Norris Ben	38.00	38.24	38.00	7.52
34	114	Colson Brock		38.10	38.10	7.62
35	96	Schweizer Leo	38.24	38.11	38.11	7.63
36	48	Tapper Ben		38.15	38.15	7.67
37	21	Jones Braden	38.23		38.23	7.75
38	36	Dundon Charles		38.44	38.44	7.96
39	7	Brokenshire Jamie	38.64	41.21	38.64	8.16
40	148	Lowry Will	38.65	46.86	38.65	8.17
40	70	Moverley Cam	38.65	51.78	38.65	8.17
42	102	Catherwood Hamish	38.84	51.23	38.84	8.36
43	19	Adin Joshua		38.93	38.93	8.45
44	6	Freudenberg Jona	39.12	41.82	39.12	8.64



Rank	Bib.	Name	Run 1	Run 2	Time	Gap
45	16	O'Reilly Flynn	39.13	41.92	39.13	8.65
46	41	Shennan Luke	39.21	39.51	39.21	8.73
47	169	Sleeman Shaw	39.27	40.76	39.27	8.79
48	163	Jacobson Max	39.33		39.33	8.85
49	141	Lilburn Christian	39.51	41.01	39.51	9.03
50	75	Dunn Zach	39.57	40.97	39.57	9.09
51	28	Woodhead Jack	39.58	41.02	39.58	9.10
52	108	Olliver Josh	39.71	39.74	39.71	9.23
53	78	Potter Connor		39.72	39.72	9.24
54	136	Brewis Freddie	39.84	40.14	39.84	9.36
55	157	Kingi Tamati	40.33	44.60	40.33	9.85
55	97	Phillips William	40.33	41.85	40.33	9.85
55	9	Breslin Jake	40.33	42.45	40.33	9.85
58	154	Stock Thomas	40.74	42.35	40.74	10.26
59	99	Pringle Angus	40.90	40.93	40.90	10.42
60	137	Stilwell Ethan	41.02	41.32	41.02	10.54
61	49	Tomlinson Kees	41.18	42.60	41.18	10.70
62	95	Connor Monty	42.08	41.19	41.19	10.71
63	33	Bird Sam	43.05	41.20	41.20	10.72
64	86	Carr Mitch	41.25		41.25	10.77
65	134	Duligall Hunter	42.12	41.28	41.28	10.80
66	162	Smith Cameron	41.33	42.02	41.33	10.85
67	125	Johns Cole	41.39	41.63	41.39	10.91
68	25	Rung-Hansen Bastian	41.40	41.45	41.40	10.92
69	149	Muthu Furgus	42.21	41.43	41.43	10.95
70	155	McLaren Jasper	41.55	43.10	41.55	11.07
71	139	Todd Lachie	41.61	43.23	41.61	11.13
71	80	Roff Ben	44.22	41.61	41.61	11.13
73	69	Bailey Sam	42.57	41.71	41.71	11.23
74	4	Fraser Anton	41.95	45.98	41.95	11.47
75	146	Mallett Finbar	42.06	43.93	42.06	11.58
76	91	Saxton Charlie	42.17	43.34	42.17	11.69
77	132	Charlesworth Lachlan		42.53	42.53	12.05
78	164	Farrand Luke	43.36	42.55	42.55	12.07
79	127	Lee Richard	42.63	46.00	42.63	12.15
80	24	Davidson Eric	42.65	43.41	42.65	12.17
81	52	Hodgson Jesse	42.69	47.96	42.69	12.21
82	98	McGlashan Cameron	43.24	42.70	42.70	12.22
83	101	Drayton Luca	42.74	43.06	42.74	12.26
84	1	Janes Oliver	42.77	45.38	42.77	12.29
85	128	Harris Eli	49.59	42.79	42.79	12.31
86	54	Powell Matt	42.87	43.22	42.87	12.39
87	87	Harvey William	43.31		43.31	12.83
88	89	Wright Finley	43.46	46.30	43.46	12.98
89	43	Keenan Jack	45.06	43.47	43.47	12.99
90	51	King Joshua		43.64	43.64	13.16
91	76	Shearer Ed	44.25	43.65	43.65	13.17
92	31	Morgan Oliver	43.76	46.68	43.76	13.28
93	46	Westall Harry	43.84	1:16.81	43.84	13.36
94	94	Johnston Cian		43.93	43.93	13.45
95	77	Coyte Dylan	44.06	46.37	44.06	13.58
96	126	Willimas Barnaby	55.44	44.17	44.17	13.69



Rank	Bib.	Name	Run 1	Run 2	Time	Gap
97	158	Williams Elliot	44.48	50.86	44.48	14.00
98	39	Gibbs Billy	45.00	44.78	44.78	14.30
99	166	Smith Ben	44.82	54.54	44.82	14.34
100	56	Latch Ben	44.95	47.14	44.95	14.47
101	57	Cassidy Liam	46.77	44.99	44.99	14.51
102	160	Nilsson George	46.50	45.01	45.01	14.53
103	79	McAnulty Jack	45.04	46.00	45.04	14.56
104	167	Rhades macrae Flynn	45.10	45.38	45.10	14.62
105	64	Pattinson Ben	46.09	45.11	45.11	14.63
106	142	Hetarakā-Deadman Lee	45.36	45.28	45.28	14.80
107	103	Duligall Cameron	46.45	45.62	45.62	15.14
107	40	Rickit Max	46.85	45.62	45.62	15.14
109	152	Perry Alexander	45.76	46.32	45.76	15.28
110	34	Nolloth Luke	46.09	47.74	46.09	15.61
111	118	Wilson Jack	46.16	53.73	46.16	15.68
112	82	Anderson Benji	46.37	47.05	46.37	15.89
113	50	McLeod Ewan	46.75	47.41	46.75	16.27
114	109	Mount Nick		46.87	46.87	16.39
115	35	Green Fletcher		47.48	47.48	17.00
116	119	Falconer Jack	47.85	50.80	47.85	17.37
117	147	Renault-Polard Ash		47.99	47.99	17.51
118	10	Jensen Oscar	48.00		48.00	17.52
119	130	Sherlock Hamish	48.06		48.06	17.58
120	29	Trass Samuel	50.52	48.07	48.07	17.59
121	92	Simpson Todd	48.21		48.21	17.73
122	133	Beyer Caleb	48.29	48.99	48.29	17.81
123	60	Hamilton Gray	49.05	48.92	48.92	18.44
124	2	McCorkindale Ryan	49.62	58.30	49.62	19.14
125	30	Pease Max	52.37	49.63	49.63	19.15
126	153	Somerville Jackson	50.11	51.01	50.11	19.63
127	88	Logan Mattia	50.21	50.30	50.21	19.73
128	144	Drury Ethan	50.59	50.26	50.26	19.78
129	73	Beehre Joel	1:00.92	50.77	50.77	20.29
130	5	Minor Hugo	50.82	52.07	50.82	20.34
131	131	Stephens Noah	51.20	51.18	51.18	20.70
132	105	Robertson Mathew	51.43		51.43	20.95
133	27	Hunt Dayne	51.52	55.16	51.52	21.04
134	83	Cohen Rory	51.62		51.62	21.14
135	90	Lomax James	51.79	55.20	51.79	21.31
136	63	Fenwick Archie	54.27	52.02	52.02	21.54
137	145	Tsoi Brendon		52.64	52.64	22.16
138	84	Studd Finn	1:00.90	53.02	53.02	22.54
139	53	Platt Jordy	53.29	54.47	53.29	22.81
140	104	Bayley Jayden		53.42	53.42	22.94
141	150	Harris Ned	53.82	53.78	53.78	23.30
142	85	Park Junyoung	54.18		54.18	23.70
143	32	Reinsfield-Bree Kaelin	1:02.50	54.34	54.34	23.86
144	135	McCaughan Harrison	1:01.91	54.80	54.80	24.32
145	38	Evans Oliver	54.90	55.27	54.90	24.42
146	62	McKechnie Rafferty	57.56	55.04	55.04	24.56
147	68	Wilson Ben	57.26	55.12	55.12	24.64
148	138	Field Will	1:02.52	55.49	55.49	25.01



Rank	Bib.	Name	Run 1	Run 2	Time	Gap
149	161	Sidwell Carter	55.76		55.76	25.28
150	116	Wheeler Cade	56.52		56.52	26.04
151	123	Power Tom		56.74	56.74	26.26
152	121	Dixon George	1:04.02	57.22	57.22	26.74
153	107	May Luke	57.39		57.39	26.91
154	71	Whinery Stanley	58.41	57.86	57.86	27.38
155	151	Ranson Leo	58.96		58.96	28.48
156	81	Chan League		59.55	59.55	29.07
157	117	Lynas Ollie		59.74	59.74	29.26
158	74	May Tomas	59.79	1:01.12	59.79	29.31
159	110	Morley Logan	1:06.46	1:00.56	1:00.56	30.08
160	66	McFarlan Connor	1:07.45	1:11.57	1:07.45	36.97
161	115	Spackman Toby		1:21.43	1:21.43	50.95
162	156	Lyal Angus	1:28.62	1:47.34	1:28.62	58.14
163	26	Fleet Michael		1:44.45	1:44.45	1:13.97

Not classified

Did Not Start - Run 1 (4)


13	Sullivan Jack
15	Wiley James
120	
122	Spring Ben

Did Not Finish - Run 1 (21)

14	England Andre	36.05
19	Adin Joshua	38.93
35	Green Fletcher	47.48
36	Dundon Charles	38.44
48	Tapper Ben	38.15
51	King Joshua	43.64
55	Ryan Tomas	35.87
72	Bonnici Zac	37.76
94	Johnston Cian	43.93
104	Bayley Jayden	53.42
109	Mount Nick	46.87
111	Bouzaid Nikolai	
114	Colson Brock	38.10
115	Spackman Toby	1:21.43
117	Lynas Ollie	59.74
123	Power Tom	56.74
124	Francis Will	35.81
129	McConachy Daniel	
132	Charlesworth Lachlan	42.53
145	Tsoi Brendon	52.64
147	Renault-Polard Ash	47.99

Disqualified - Run 1 (3)

26	Fleet Michael	1:44.45	Gate 26
----	---------------	---------	---------



Rank	Bib.	Name	Run 1	Run 2	Time	Gap
	78	Potter Connor		39.72		Gate 19
	81	Chan League		59.55		Gate 19

Did Not Start - Run 2 (4)

13	Sullivan Jack
15	Wiley James
120	
122	Spring Ben

Did Not Finish - Run 2 (14)

10	Jensen Oscar	48.00
21	Jones Braden	38.23
47	Stock James	33.52
83	Cohen Rory	51.62
85	Park Junyoung	54.18
87	Harvey William	43.31
93	Armstrong Max	35.01
107	May Luke	57.39
111	Bouzaid Nikolai	
116	Wheeler Cade	56.52
129	McConachy Daniel	
151	Ranson Leo	58.96
161	Sidwell Carter	55.76
163	Jacobson Max	39.33

Disqualified - Run 2 (6)

12	Kidd Alex	37.58	Gate 5
61	Cotter William	34.12	Gate 19
86	Carr Mitch	41.25	Gate 19
92	Simpson Todd	48.21	Gate 20
105	Robertson Mathew	51.43	Gate 3
130	Sherlock Hamish	48.06	Gate 19